

TEL. 9554725, 55110031

PABX-575,

Mail: fxdeal@janatabank-bd.com

Exchange Rate Circular - 105

EFFECTIVE DATE: 09 Jun 2021

JANATA BANK LIMITED

TREASURY DEPT.(FRONT OFFICE)

HEAD OFFICE, DHAKA

INDICATIVE ONLY: Rates may vary in the

same day

For Previous Rate Sheet Click

<https://goo.gl/URA0t4>

DATE : 09 Jun 2021

Wednesday

A) CROSS RATE OF SYD, TOK, HKG & S.E. ASIAN MARKETS AS ON 09/06/2021

	GBP/USD	EUR/USD	USD/JPY	USD/C.DLR	USD/S.FRA	AUD/USD
SELLING	1.4166	1.2186	109.4500	1.2012	0.8960	0.7802
BUYING	1.4165	1.2182	109.4600	1.2012	0.8964	0.7802

B) JANATA BANK LTD'S CASH

CURRENCY & T.C TO PUBLIC TK PER UNIT OF FOREIGN CURRENCY

SELLING	CURRENCY	BUYING	SELLING	CURRENCY	BUYING
86.8000	US Dollar	84.2000	23.5000	Saudi Riyal	21.7000
119.2000	G. B. Pound	113.7000	24.0000	UAE. Dirham	22.5000
103.9000	Euro	100.0000	20.8000	MAL.Ringit	18.0000
66.7780	Aus. Dollar	57.3280	1.2400	Indian Rupee	1.1500

BE SAME AS SELLING T.T.& O.D AND BUYING O.D. TRANSFER

C) SELLING		NAME OF CURRENCY	BUYING			
T.T.& O.D.	B.C.		T.T.CLEAN	T.T.DOC	O.D.SIGHT EXP.BILLS	O.D. TRANSFER
84.9500	84.9500	US Dollar	84.2000	84.1500	84.1000	83.9000
122.4343	122.5768	G. B. POUND	118.8125	118.6351	118.3849	117.9147
105.5878	105.8243	EURO	101.6546	100.9950	100.8439	100.6427
0.7994	0.8057	JP.YEN	0.7723	0.7655	0.7643	0.7139
72.7416	72.9206	CAN.DLR	71.2983	71.2178	71.0021	70.3407
96.2639	96.4269	SWISS.FRANC	94.7560	94.5556	94.4498	93.9063
223.0000	222.7810	OMANIAN RIYAL	219.1501	211.9164	211.2743	207.0000
11.2500	11.4336	H.K.DLR	10.9239	10.9123	10.8805	10.8486
65.4032	67.7943	SING.DLR	64.0472		62.7924	59.1780
2.7547	2.7592	THI.BAHT	2.7202		2.7093	2.7014
20.8297	20.8493	MAL.RINGIT	20.5778		20.4959	20.4359
23.3023	23.3105	UAE.DIRHAM			22.9809	22.9969
22.8152	22.8732	SAUDI RIYAL			22.5055	22.4400
20.5000	21.8563	QATAR RIYAL				19.0000
284.4162	287.6582	KUWAIT DINAR				257.0000
224.7408	224.0822	BAHRAIN DINAR				215.9290
13.7375	14.3379	CHINESE YUAN				12.5000

D) USANCE RATE:	30 DAYS	60 DAYS	90 DAYS	120 DAYS	150 DAYS	180 DAYS
US Dollar	83.5988	83.1077	82.6165	82.1253	81.6342	81.1430
G. B. POUND	117.6918	116.9988	116.0087	115.6126	114.9195	114.2265
EURO	100.2509	99.6579	98.8108	98.4720	97.8790	97.2860

E) FORWARD RATE:		1 MONTH	2 MONTHS	3 MONTHS	6 MONTHS	1 YEAR
SELLING	US Dollar	85.5270	85.8040	86.1309	87.3119	0.0000
BUYING	US Dollar	84.6053	85.0604	85.3158	86.5315	0.0000


F) NFCD INTT RATE, EFFECT ON: 01.06.2021 To 15.06.2021	1 MONTH	3 MONTHS	6 MONTHS	12 MONTHS
US Dollar	0.08567	0.13105	0.17057	0.24751
G. B. POUND	0.05087	0.08105	0.10574	0.16209
EURO	0.00000	0.00000	0.00000	0.00000


G) LIBOR AS ON 08/06/2021, 60 DAYS 0.11263 90 DAYS 0.12800 180 DAYS 0.15463


H) INDICATIVE RATE OF 01 SDR, USD WITH NTL, CUR OF ACU MEMBERS AS IMF RATE 04/06/2021	IN.RS	N.RS	SL.RS	PK.RS	BD TK	USD
USD 1	73.0266	110.0764	175.1174	134.5934	84.5800	
SDR 1	105.0713	158.3787	251.9603	193.6540	121.6943	1.4388

IN CASE OF AUS. DOLLAR CASH RATE WILL BE USED FOR T.T ALSO

Rates mentioned in row C, D, E and F are applicable only for bank's own customers.


Md. Nur Islam
PO
Prepared By


Syeda Hasinatul Jannat
SPO
Checked By


Shipra Biswas
AGM
Authorized Signature


Md. Yakut Mia
DGM
Authorized Signature